

UKCA_RADAER AEROSOL-RADIATION INTERACTIONS



Nicolas Bellouin

UKCA Training Workshop, Cambridge, 6 January 2016

LECTURE SUMMARY

- **Why care about aerosol-radiation interactions?**
- **Theory of aerosol-radiation interactions**
 - **Mie scattering**
- **Description of UKCA_RADAER**
 - **Methods**
 - **Diagnostics**
 - **Double-call simulations**

AEROSOL-RADIATION INTERACTIONS

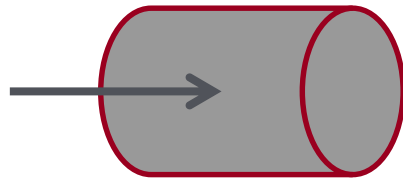


“This mixture of smoke and dust seems far brighter on the side from which sunlight comes than on the opposite side.”

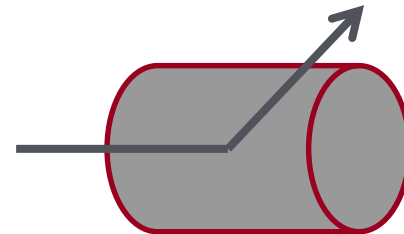
Leonardo da Vinci, Manuscript A
(circa 1490)

AEROSOL-RADIATION INTERACTIONS

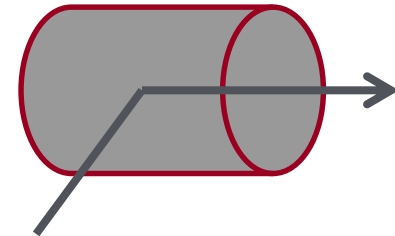
- Absorption



- Scattering out of viewing direction



- Scattering into viewing direction



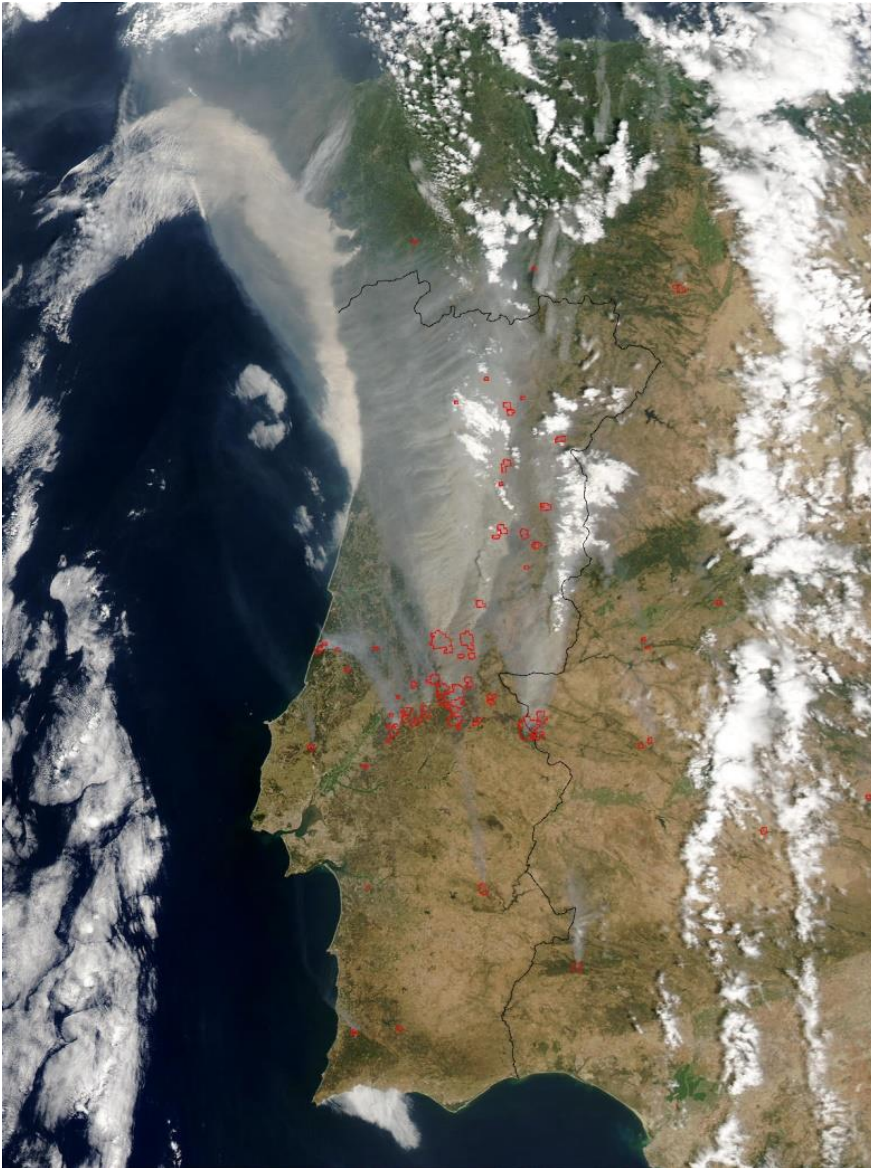
- Emission



WHY WE CARE ABOUT AEROSOL-RADIATION INTERACTIONS

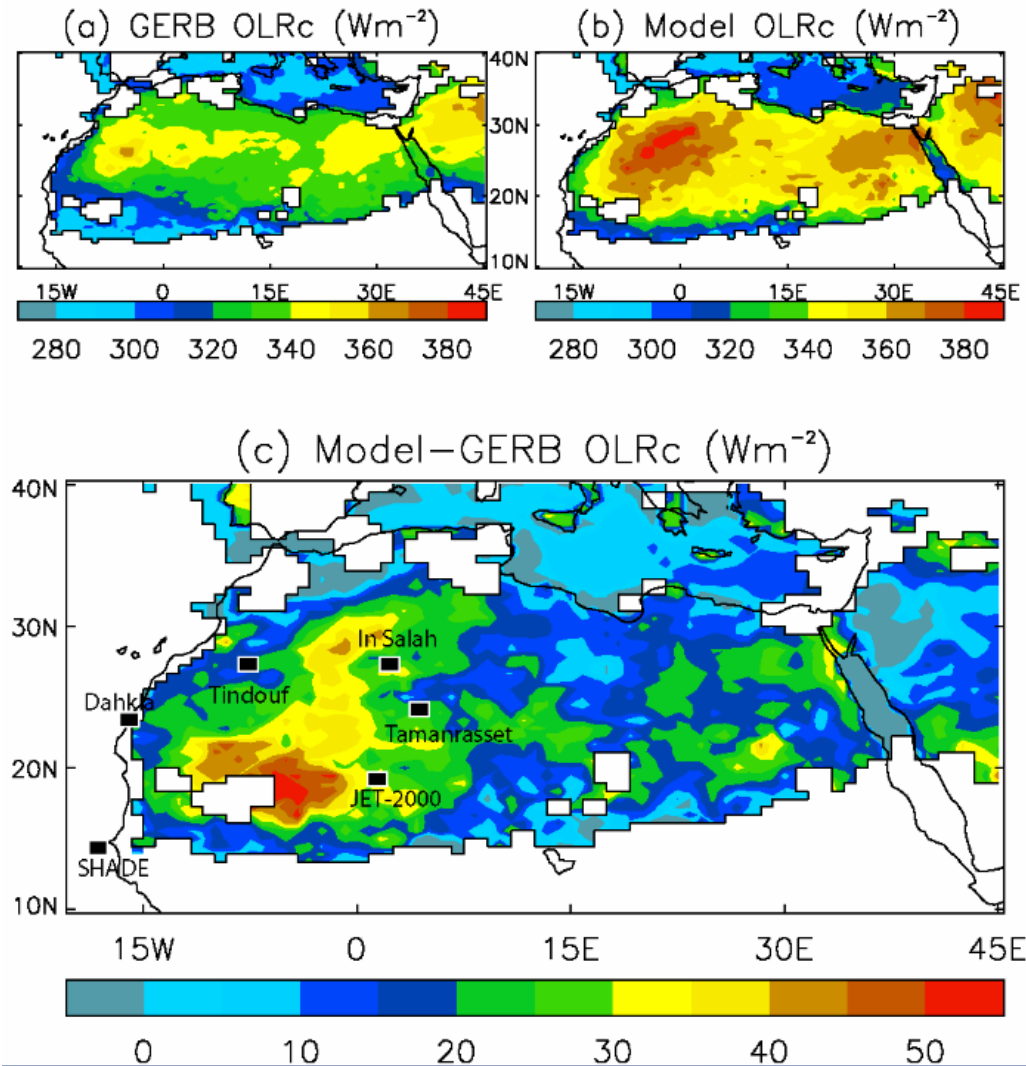
- They are part of the energy budget of the Earth: the direct radiative effect.
- They affect visibility.
- For anthropogenic aerosols, they represent a radiative forcing of the climate system: the direct radiative forcing.
- They allow model evaluation against remote-sensing products.

WHY WE CARE



- Forest fires in Portugal, 3 August 2003
- Image by MODIS radiometer
- Above dark surfaces, scattering by aerosols increase shortwave planetary albedo: loss of energy at the top of atmosphere and surface
- Above bright surfaces, absorption by aerosols decrease shortwave planetary albedo: gain of energy at the top of atmosphere, loss of energy at surface.

WHY WE CARE

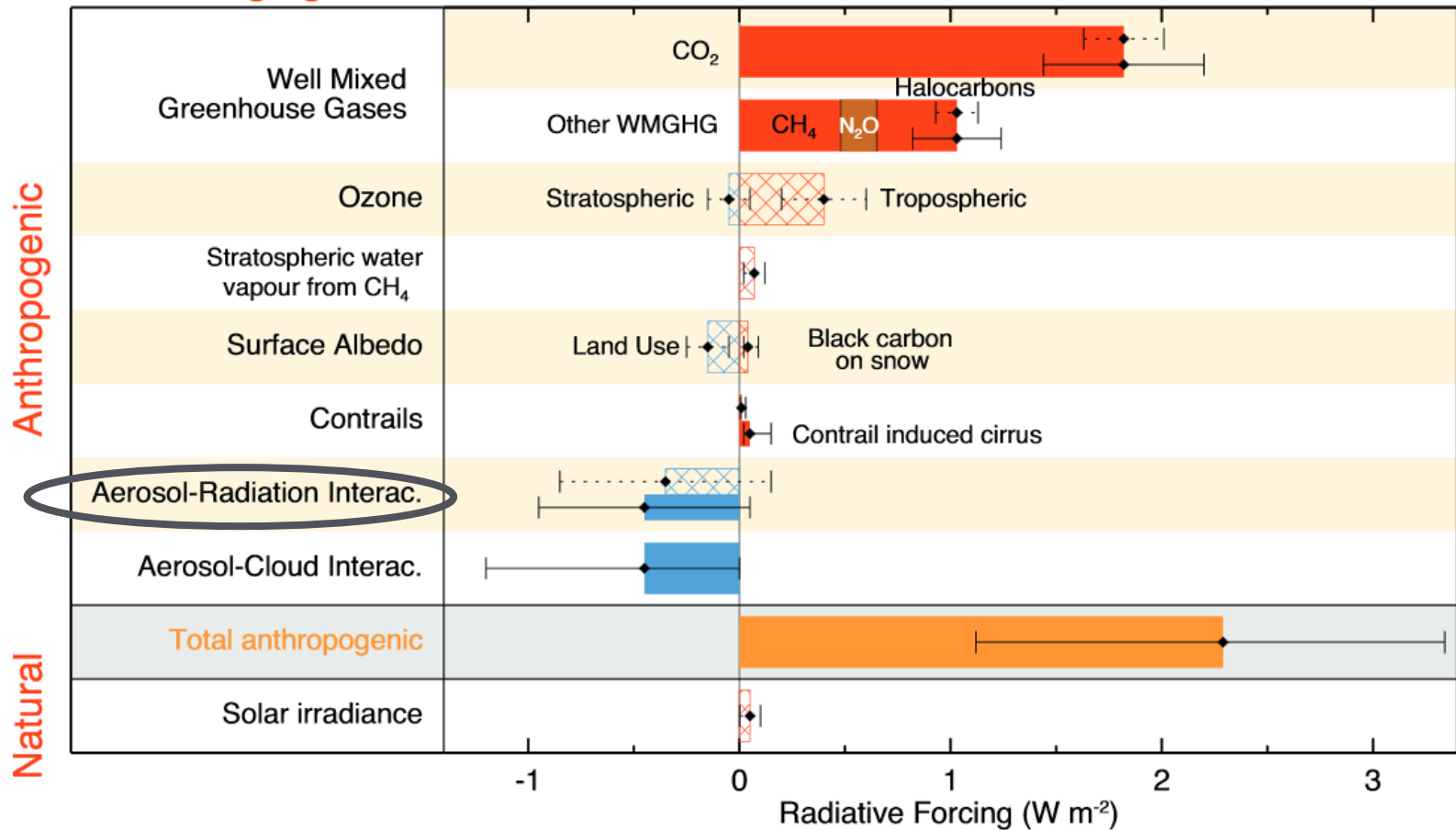


- Haywood et al. (2005) *Can desert dust explain the outgoing longwave radiation anomaly over the Sahara during July 2003?*

WHY WE CARE

Radiative forcing of climate between 1750 and 2011

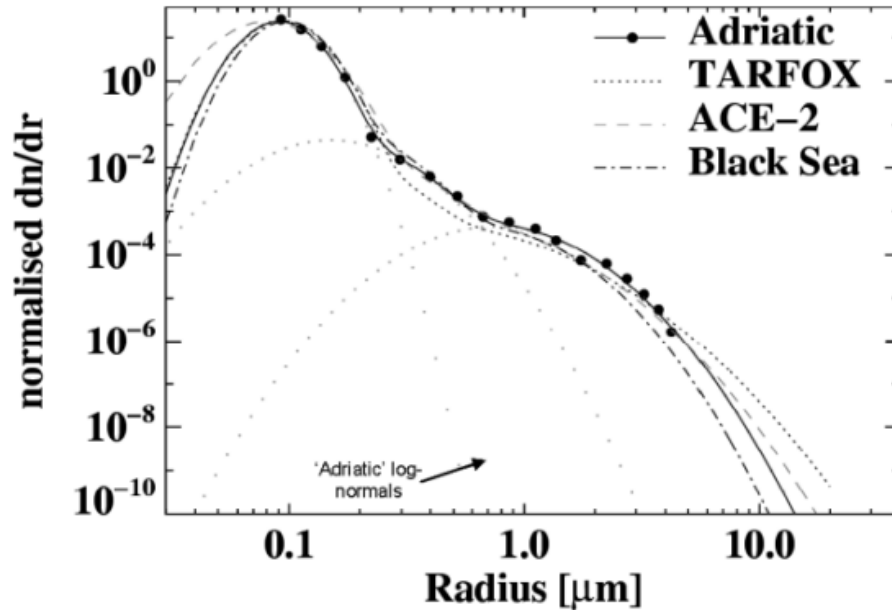
Forcing agent



IPCC AR5, Figure 8.15 (2013)

MIE SCATTERING

AEROSOL SIZE DISTRIBUTION



Aircraft measurements, Osborne *et al.* [2007]

- The distribution of particle number (or surface, or volume) as a function of particle radius shows local maxima, called modes.
- The size distribution is critical for interactions with radiation.

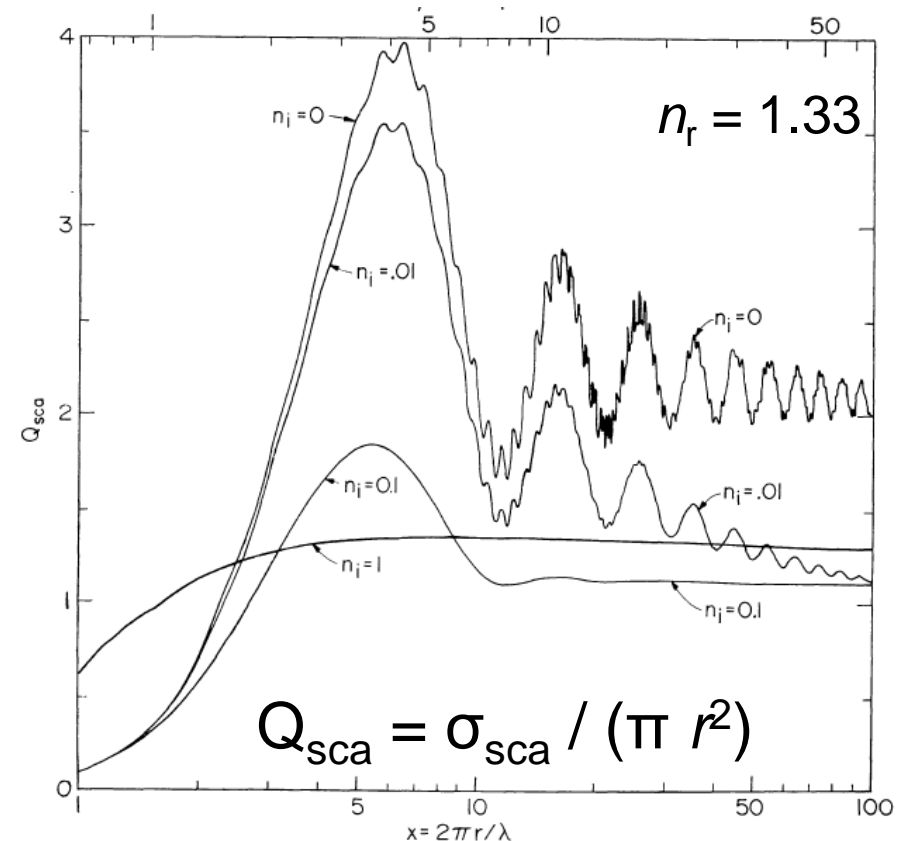
Radius range	$r < 0.05 \mu\text{m}$	$r < 0.5 \mu\text{m}$	$r > 0.5 \mu\text{m}$
Mode	Nucleation, Aitken	Accumulation	Coarse
Typical origin	Gas-to-particle conversion	Coagulation, combustion	Friction

MIE SCATTERING

- Aerosol radii r (0.1 to 10 μm) are of similar magnitude to the wavelength λ of shortwave and longwave radiation
 - Shortwave (or solar) spectrum: 0.25 to 5 μm
 - Longwave (or terrestrial) spectrum: 3 to 50 μm
- When $r \sim \lambda$, this is the domain of **Mie** scattering.
- Mie theory (1908) applies to homogeneous spheres, which is generally a good approximation for aerosols.

MIE SCATTERING

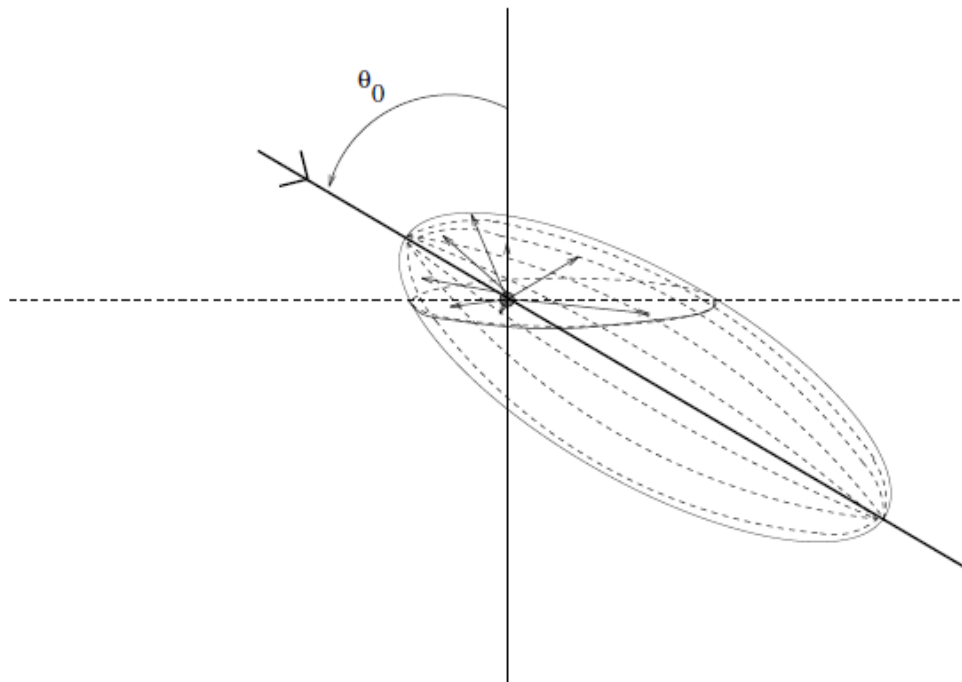
- Mie theory allows the calculation of the scattering and absorption cross sections σ_{sca} and σ_{abs} (in m^2).
- According to Mie theory, σ_{sca} and σ_{abs} depend *only* on:
 - The size parameter
 - $x = 2\pi r / \lambda$
 - The complex refractive index
 - $m = n_r - n_i$
- For hygroscopic aerosols, the impact of water uptake on x and m needs to be included.



Hansen and Travis (1974), Figure 9

PHASE FUNCTION

- Also calculated by Mie theory, the phase function gives the probability of being scattered in a given direction.



Boucher (2012)
Aérosols Atmosphériques
Figure 7.12

- In most climate models, phase function is represented by its average, the dimensionless asymmetry parameter g .

MIE SCATTERING FOR AN AEROSOL DISTRIBUTION

- The quantities valid for a given particle radius need to be integrated over the size distribution $n(r)$

$$\sigma_{sca}(r, \lambda, n_r, n_i) = \int Q_{sca}(r, \lambda, n_r, n_i) n(r) r^2 dr$$

- This is done for the three optical properties required:
- σ_{sca} , σ_{abs} , and g

UKCA_RADAER

UKCA_RADAER

Aerosol mass
Aerosol number
Aerosol dry diameter
Aerosol wet diameter
Aerosol density
Aerosol volume fraction, including water

UKCA/GLOMAP

UKCA_RADAER

Mie look-up tables
Refractive indices

Aerosol optical properties,
averaged over
SW and LW wavebands

Aerosol optical depths

ES radiation scheme

UKCA_RADAE: LOOK-UP TABLES

- Mie scattering calculations are too expensive to be done at runtime.
- However GLOMAP size distributions are interactive, so aerosol optical properties cannot be prescribed offline.
- Solution: look-up tables containing optical properties for all realistic combinations of x and m .
- Aerosol size distributions are assumed lognormal, with fixed standard deviations depending on mode.

UKCA_RADAEER: LOOK-UP TABLES

- The look-up tables contain:
 - $\sigma_{\text{sca}}(x, n_r, n_i)$ and $\sigma_{\text{abs}}(x, n_r, n_i)$, in m^{-1} (normalised per unit volume)
 - g
 - aerosol volume fraction $V(x) = \frac{4}{3} \pi \int x^3 n(x) dx$ (norm. per unit vol.)
- 51 values of x , 51 values of n_r , 51 to 801 values of n_i
- Realistic ranges depend on the aerosol mode and the range of wavelength considered:

Mode	Spectrum	x	n_r	n_i
Accumulation	SW	$4 \cdot 10^{-3}$ to 32	1.25 to 2	0 to 0.6
	LW	$4 \cdot 10^{-6}$ to 2	0.50 to 3	10^{-9} to 1
Coarse	SW	0.3 to 48	1.25 to 2	0 to 0.6
	LW	$3 \cdot 10^{-4}$ to 3	0.5 to 3	10^{-9} to 1

UKCA_RADAER: LOOK-UP TABLES

- UMUI: Section 34 UKCA > COUPL > RADAER

Direct effect of MODE aerosols in radiation scheme (UKCA_RADAER) : Job xhma.l: "cp AOGHG;StratTrop+MODE+Rad+Act;Volc_Off;SS fix" - □ ×

Directory path to UKCA_RADAER input files:

File of precomputed values:

Look-up table for aitken modes and insoluble accumulation-mode aerosol optical properties in the shortwave	RADAER_pcalc_GA6.ukca
Look-up table for aitken modes and insoluble accumulation-mode aerosol optical properties in the longwave	nml_ac_sw
Look-up table for soluble accumulation-mode aerosol optical properties in the shortwave	nml_ac_lw
Look-up table for soluble accumulation-mode aerosol optical properties in the longwave	nml_an_sw
Look-up table for coarse-mode aerosol optical properties in the shortwave	nml_an_lw
Look-up table for coarse-mode aerosol optical properties in the longwave	nml_cr_sw
	nml_cr_lw

☒ Use sulphuric acid optical properties instead of ammonium sulphate for SO4 aerosol component in the stratosphere

Push UKCA to go to the parent window
Push Coupl to go to the UKCA Coupling window

Window Name : atmos_Science_Section_UKCA_Rad. Job xhma.l.

Here, vn8.6.

UKCA_RADAEER METHODS

1. Compute x from GLOMAP's modal wet diameter and current wavelength.
2. Compute m of internal mixture as volume-weighted average of component m (including water)
 - $[\text{NH}_4]\text{SO}_4$ or H_2SO_4 , BC, OC, SOA, sea-salt, mineral dust, NH_4NO_3
3. Now that x and m are known, access the right σ_{sca} , σ_{abs} , g , and V in the relevant look-up table.
4. Convert to specific scattering and absorption ($\text{m}^2 \text{kg}^{-1}$) to comply with radiation code requirements: $k_{\text{sca}} = \frac{\sigma_{\text{sca}}}{\rho V}$, where ρ is the modal density (kg m^{-3}).

UKCA_RADAEER

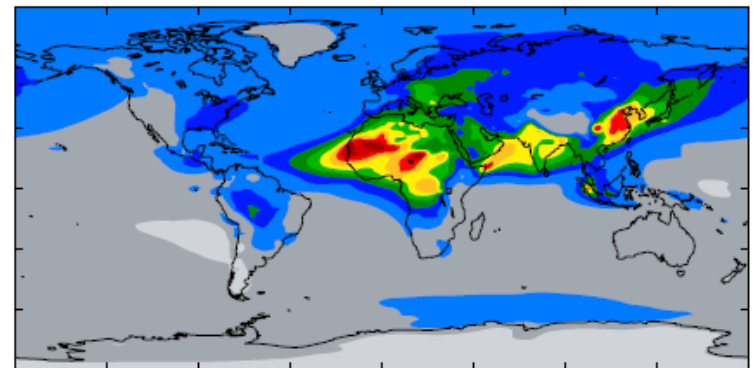
KEY FUNCTIONS

- `ukca_radaer_band_average()`
 - Integrates aerosol optical properties across Unified Model spectral wavebands
 - 6 integration wavelengths per waveband
 - Weighted by solar irradiance (SW) or Planck's blackbody function (LW)
- `ukca_radaer_compute_aod()`
 - Optical properties remain monochromatic (6 wavelengths)
 - Integration over the column

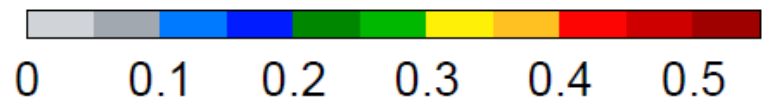
UKCA_RADAER: DIAGNOSTICS

- Aerosol optical depths (AOD)
 - 1 per aerosol mode
 - Section 2 diagnostics (2–300+), with 6 pseudo-levels representing wavelength: 0.38, 0.44, 0.55, 0.67, 0.87, and 1.02 μm
- Allow comparison against satellite retrievals (MODIS, MISR, POLDER, ...) and ground-based measurements (AERONET)
- Angstrom exponent can be computed from AODs at two different wavelengths.

GLOMAP-mode AOD



Mean: 0.118



0.55 μm , vn7.3, Bellouin *et al.*, 2013.

UKCA_RADAE: DIAGNOSTICS

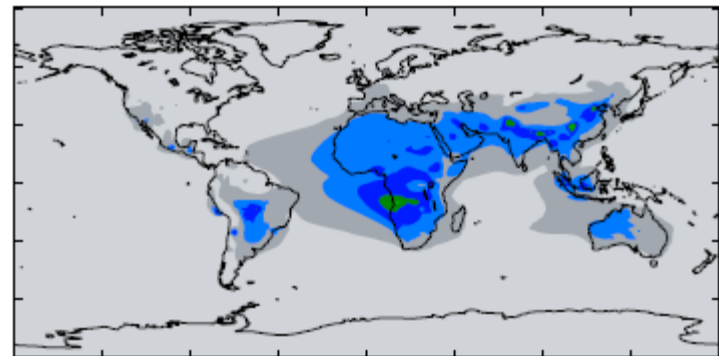
- Aerosol absorption optical depth (AAOD)
 - 1 per aerosol mode
 - Section 2 diagnostics, *require a branch*.
 - Same 6 wavelengths (pseudo-levels) as AOD

- Allow calculation of single-scattering albedo (SSA):

$$\varpi_0 = \frac{1 - AAOD}{AOD}$$

- Characterises absorption.

GLOMAP-mode SSA



Mean: 0.98



0.8 0.84 0.88 0.92 0.96 1

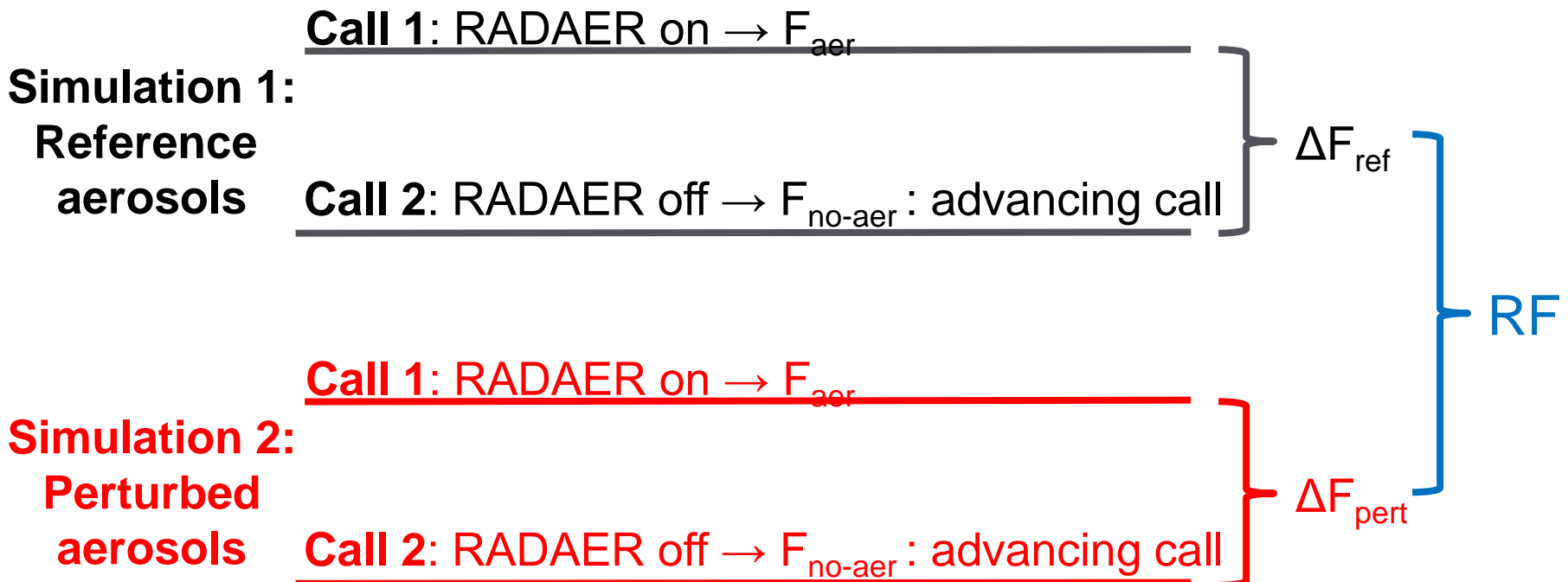
0.55 μm, vn7.3, Bellouin *et al.*, 2013.

UKCA_RADAER: DIAGNOSTICS

- Other diagnostics available with branches:
 - Stratospheric aerosol optical depths
 - Same as AODs, but computed over stratospheric levels only.
 - Useful for volcanic eruption or geo-engineering studies.
 - Vertical profile of scattering or absorption coefficients
 - Essentially, 3D profiles of AOD at fixed wavelengths (0.55 or 1.02 μm).
 - When divided by geometric thickness of model levels, give σ_{sca} or σ_{abs} , in m^{-1} .
 - Useful to compare against lidars.

UKCA_RADAER: DOUBLE-CALL SIMULATIONS

- Typically used to compute **radiative forcing** following the IPCC AR4 definition: “the change in net irradiance at the tropopause [...] with surface and tropospheric temperatures and state *held fixed at the unperturbed values.*”



SUMMARY

- UKCA_RADAEER is a piece of code within the Unified Model's Edwards-Slingo Radiation Scheme.
- It allows interaction between radiation and UKCA/GLOMAP aerosols.
- It offers important diagnostics, e.g. aerosol optical depths.
- More details: Unified Model Documentation Paper 84, section 13.2
- Reference: Bellouin *et al.*, *Atmos. Chem. Phys.*, doi:10.5194/acp-13-3027-2013, 2013. [Section 5]
- n.bellouin@reading.ac.uk