


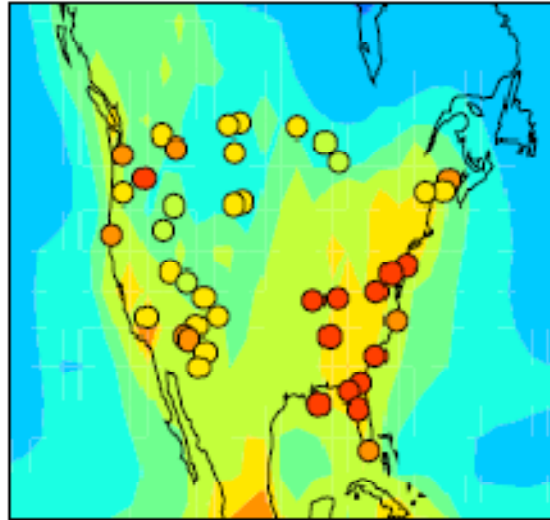
UKCA OC vs GLOMAP & observations (IMPROVE)



UNIVERSITY OF LEEDS

Dec GLOMAP


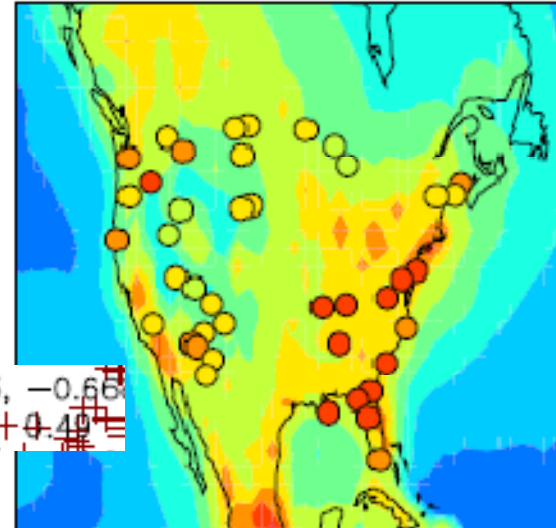
GLOMAP-mode Dec surface OC mass conc.



NMB vs obs: -0.73, -0.65
RXY vs obs: 0.47, 0.49

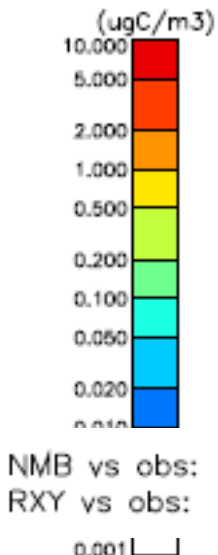
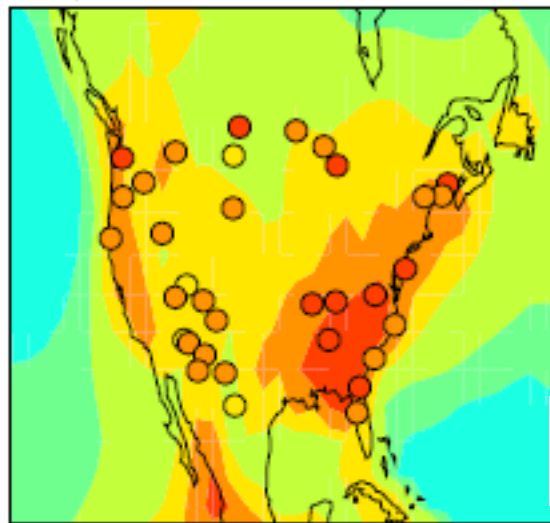
Dec UKCA-MODE

UKCA-UM Dec surface OC mass conc.



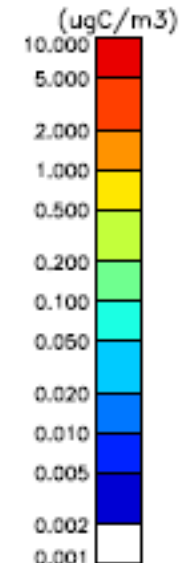
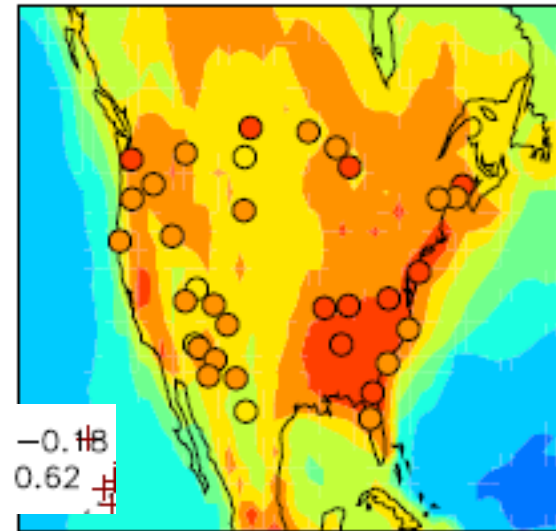
NMB vs obs: -0.73, -0.65
RXY vs obs: 0.47, 0.49

GLOMAP-mode Jun surface OC mass conc.



NMB vs obs: -0.42, -0.18
RXY vs obs: 0.83, 0.62

UKCA-UM Jun surface OC mass conc.



NMB vs obs: -0.42, -0.18
RXY vs obs: 0.83, 0.62

Jun GLOMAP

Jun UKCA-MODE